


THE FINEST RADIO  
CONTROLLED MODELS

# MINI CATALOG



**KYOSHO**  
THE FINEST RADIO CONTROL MODELS



THE FINEST RADIO  
CONTROLLED MODELS

# MINICATALOG

## INDEX


### <ELECTRIC VEHICLES/MOTORCYCLES>

FA SERIES	4
GRAND PRIX RACING BIKES	6
F-1 RACERS	8
MNI STOCKERS	10
PEUGEOT 205/HONDA CR-X/BLIZZARD	11
DOUBLE DARE 4WDS/HI-RIDER CORVETTE	12
BIG BRUTE/NITRO BRUTE	13
ULTIMA PRO/TURBO ULTIMA	14
MAXXUM FF/RAIDER 2WD	15
OPTIMA MID/TURBO OPTIMA MID/ TURBO OPTIMA MID SE	16
OPTIMA MID CUSTOM/OPTIMA MID CUSTOM SPECIAL	17
AERO STREAK 4WD	18

TURBO ROCKY	19
AXIS EX	20
PLAZMA MKIII KS-2	21
<GAS VEHICLES>	
STINGER MKII/RAMPAGE 10	22
BURNS 4WD	23
FORD RS-200	24
FANTOM 21-4iS	25
<ELECTRIC PLANES>	
P-51D MUSTANG M36/ZERO FIGHTER M36	26
CESSNA 177 CARDINAL M36/FLASH EP/EXPRESS M29	27
PETIT FANTASY M20/PETIT BALLAD 900	28
PETIT DREAMIN 850/PETIT ROBIN 850/ PETIT BREEZIN 1200	29







ETUDE 1200/DUET 1200/VALENCIA 1800 .....	30	BATTERIES.....	39
MELODY 1500/MELODY MOTOR PYLON.....	31	BATTERY CHARGERS DC/AC.....	40
FLASH 10/CESSNA 177 CARDINAL 10/PATRICIA 10/ PRELUDE 10 .....	32	MULTI-CHARGER II/DELTA PEAK CHARGER/ MOTOR CHECKER/MOTOR BREAK-IN MACHINE .....	41
CAP 21/049 CESSNA 182 SKYLANE/049 TYPHOON .....	33	OPTION HOUSE .....	42
<b>&lt;HELICOPTER&gt;</b>		MOTORS .....	43
CONCEPT 30 DX/CONCEPT 30 SE.....	34	TIRES.....	44
CONCEPT 30 JET RANGER/CONCEPT 30 HUGHES 300/ CONCEPT 30 HUGHES 500.....	35	RC TOOLS & ACCESSORIES.....	45
<b>&lt;YACHTS/BOATS&gt;</b>		KYOSHO ORIGINALS .....	46
FAIRWIND/RIVIERA/OCEAN 500.....	36	POP CRAFT.....	47
JET STREAM 800/CASABLANCA/TOM'S RIVER.....	37		
<b>&lt;MISC&gt;</b>			
RADIOS .....	38		



(Factory Assembly Series)

# FA SERIES TURBO OPTIMA 14X/SKY BOMBER 14X

ELECTRIC POWERED RACING BUGGY COMPLETE WITH RADIO CONTROL SYSTEM

1:14 SCALE



No.9051

JUST TAKE THE "FA" MACHINE OUT OF THE BOX, PUT BATTERIES INTO THE BUGGY AND TRANSMITTER (INCLUDED IN SET), AND THE FUN BEGINS! MODEL IS COMPLETELY ASSEMBLED AND ADJUSTED AT THE FACTORY. TRANSMITTER IS FULLY PROPORTIONAL: MOVE A STICK AND THE DIRECTION OR SPEED CHANGES SMOOTHLY, GOOD HANDLING: IT'S FROM THE DESIGNERS OF THE FAMOUS OPTIMA AND ULTIMA. MANY OPTIONAL PARTS AVAILABLE FOR HIGHER PERFORMANCE.



No.9054

**Technical Data** ● Length/315mm(12.4in) ● Width/190mm(7.5in) ● Height/130mm(5.1in) ● Wheelbase/206mm(8.1in) ● Front Track/153mm(6.0in) ● Rear Track/150mm(5.9in) ● Weight/850g(1.9 lb) ● Tires/(F)φ64×27mm;(R)φ64×31mm ● Motor (Included)/LeMans X5 ● Batteries (Not included)/Pencells (AA-size)×8; 9V(006P-Type)×1 ● Radio Control Set (Included)/Wheel-Type Two-Channel Transmitter; Receiver; Steering Servo; Electronic Speed Controller



# OPTION PARTS

## FOR 1/14 FA SERIES



- ① TURBO ULTIMA BODY SET (W/DECAL)  
No.FCW-5
- ② SHUTTLE JET 14X BODY SET  
(W/DECAL) No.FCW-6
- ③ SUPER NiCd BATTERY  
No.9083
- ④ OIL-FILLED SHOCK SET  
No.FCW-1
- ⑤ BEARING SET  
No.FCW-2
- ⑥ SQUARE BLOCK TIRE (FRONT×2)  
No.FCW-3
- ⑦ SQUARE BLOCK TIRE (REAR×2)  
No.FCW-4
- ⑧ BAND 1 No.9084-A  
BAND 2 No.9084-B  
BAND 3 No.9084-C  
BAND 4 No.9084-D  
BAND 5 No.9084-E  
BAND 6 No.9084-F
- ⑨ SUPER NiCd BATTERY & AC CHARGER  
SET No.9081  
<FOR JAPANESE MARKET ONLY>



# HONDA NSR500/YAMAHA YZR500/SUZUKI RGV- $\Gamma$

## RADIO CONTROLLED ELECTRIC POWERED MOTORCYCLE

1:8 SCALE



THE SUZUKI RGV-gamma 500, AND ITS STABLEMATES, THE HONDA NSR 500 AND YAMAHA YZR 500, ARE HIGH-PERFORMANCE 1/8-SCALE RADIO CONTROLLED MOTORCYCLES THAT ARE JUST AS EASY TO DRIVE AS A MODEL CAR, AND LOTS OF FUN! THE URGE COMES FROM THE POWERFUL, COMPACT DM20 MOTOR (INCLUDED), POWERED BY 7.2V-270mAh OR 7.2V-600mAh RECHARGEABLE NICKEL CADMIUM BATTERY (NOT INCLUDED). THEY LEAN REALISTICALLY AS THEY BLAST THROUGH THE CURVES GRAND-PRIX STYLE. THE UNIQUE GYRO-STEERING SYSTEM MAKES IT EASY TO OPERATE, EVEN FOR BEGINNERS. REAL CHAIN DRIVE.

SUZUKI RGV- $\Gamma$   
No.3004

(FOR JAPANESE MARKET ONLY)

HONDA NSR500  
No.3002

YAMAHA YZR500  
No.3006




**Technical Data** ● Length/270mm(10.6in) ● Width/81mm(3.2in) ● Height/154mm(6.1in) ● Wheelbase/185mm(7.3in) ● Tires/(F) $\phi$ 78×18mm;(R) $\phi$ 86×23mm  
● Total Weight/680g(24.7oz) ● Gear Ratio/13.8:1~19.3:1 ● Motor/LeMans DM20(Included) ● Battery/7.2V-270/600mAh(Not included)



# SPECIAL OPTION PARTS

FOR HONDA NSR 500/YAMAHA YZR 500/SUZUKI RGV-Γ



- ① BALL BEARING SET No.1977
- ② FRONT OIL-FILLED SHOCK No.GPW-1
- ③ REAR OIL-FILLED SHOCK No.GPW-2
- ④ REINFORCED PINION SET No.GPW-3
- ⑤ LIGHTWEIGHT FLYWHEEL No.GPW-7
- ⑥ '87 HRC WORKS DECALS No.GPW-4
- ⑦ LeMANS DMC 20BB MOTOR No.1935
- ⑧ 7.2V-600mAh NiCd BATTERY No.2313
- ⑨ AC QUICK CHARGER (7.2V-600mAh)  
No.2345
- ⑩ DC QUICK CHARGER (7.2V-600mAh)  
No.2325
- ⑪ ROTHMAN'S COLOR PAINT SET No.GPW-5  
MARLBORO COLOR PAINT SET No.GPW-6  
PEPSI COLOR PAINT SET No.GPW-9



SET ILLUSTRATED IS FOR JAPAN MARKET ONLY. SETS OF PAINTS EXACTLY MATCHED TO THE COLOR SCHEMES OF THE MOST FAMOUS RACING TEAMS ARE AVAILABLE FOR DECORATING. EACH OF THESE MACHINES.



# F-1 RACER LOTUS HONDA 99T/McLAREN MP4/3 TAG TURBO/WILLIAMS HONDA RADIO CONTROLLED ELCTRIC POWERED RACING CAR

1:18 SCALE

GRAND PRIX RACING IN YOUR LIVING ROOM! RACE THESE EXCITING, FINELY-DETAILED SCALE MODELS IN ANY OPEN SPACE. FULLY INDEPENDENT SCALE DOUBLE-WISHBONE SUSPENSION WITH FUNCTIONAL FRICTION SHOCK ABSORBERS. ZIPPY PERFORMANCE WITH CUSTOM LeMANS DM20 MOTOR (INCLUDED). CHOICE OF FOUR GEAR RATIOS. RECHARGE BATTERY IN 15 MINUTES WITH RECOMMENDED CHARGER AND 12V CAR BATTERY.



**Technical Data** ● Length/238mm(9.4in) ● Width/118mm(4.6in) ● Height/60mm(2.4in) ● Wheelbase/150mm(5.9in) ● Ground Clearance/6mm(0.24in)  
● Front Track/97mm(3.8in) ● Rear Track/93mm(3.7in) ● Weight/360g(12.7oz) ● Tires/(F)φ34 × 18.5mm; (R)φ36 × 24mm ● Gear Ratios/5.33:1 to 8.7:1  
Motor (Included)/LeMans DM20 ● Battery (Not included)/7.2V-270mAh Square Pack (#2315) ● Charger (Not included)/DC Quick Charger (No.2312)  
● Radio Control Set (Not included)/Integrated Receiver/Controller and Micro Servo (No.2545/2557/2566 or Equiv.)



# SPECIAL OPTION PARTS

FOR LOTUS HONDA 99T/McLAREN MP4/3 TAG TURBO/WILLIAMS HONDA



■ BALL BEARING SET  
No.1978




■ HARD PINION  
No.FRW-1



■ TEAM COLOR PAINT SETS  
● CAMEL TEAM No.FRW-2  
● MARLBORO TEAM No.FRW-3  
● WILLIAMS TEAM No.FRW-4



■ 7.2V-270mAh SQUARE PACK  
NiCd BATTERY  
No.2315



SET ILLUSTRATED IS FOR JAPAN MARKET ONLY.



# MINI STOCKERS MERCEDES-BENZ 190E/BMW M3

## RADIO CONTROLLED ELECTRIC POWERED RACING CARS

1:20 SCALE



No.3195

ENJOY THE HOT PERFORMANCE OF SOME OF THE FASTEST ROAD CARS IN THE WORLD IN 1/20 SCALE. THIS SMALL "GROUP A TOURING" CAR RUNS AT SPEEDS FASTER THAN YOU'LL BELIEVE! SET UP A COURSE IN ANY SMALL AREA AND YOU'LL HAVE RACING PERFORMANCE THAT WILL KEEP YOU EXCITED FOR HOURS AT A TIME! THE POWER-PLANT OF THIS LITTLE MARVEL IS A CUSTOM-MADE LeMANS DM20 MOTOR, ENERGIZED BY A NiCd BATTERY THAT CAN BE RECHARGED IN ONLY A FEW MINUTES. (BATTERY INCLUDED IN KIT.) FULLY FUNCTIONAL INDEPENDENT SUSPENSION FRONT AND REAR, WITH EFFECTIVE FRICTION SHOCK ABSORBERS.



No.3194

**Technical Data** ● Length/220mm(8.7in) ● Width/114mm(4.5in) ● Height/73mm(2.9in) ● Wheelbase/132mm(5.2in) ● Front Track/94mm(3.7in) ● Rear Track/95mm(3.7in) ● Ground Clearance/8mm(0.3in) ● Weight/370g(13oz) ● Tires/(F/R)φ31mm × 16mm(1.2 × 0.63in) ● Gear Ratio/8.1:1 ● Motor/LeMans DM20(Included) ● Battery/7.2V-270mAh NiCd(Not included) ● Radio Control System(Not included)/2-Channel



# PEUGEOT 205/HONDA CR-X

## ELECTRIC POWERED FF RACING CARS

THESE BEAUTIFUL MODELS RUN AT REALISTIC SCALE SPEEDS AND HAVE A WISHBONE/ARM INDEPENDENT SUSPENSION FRONT AND REAR WITH OIL-FILLED SHOCK ABSORBERS. THE POWERFUL LeMANS STOCK 05 MOTOR (INCLUDED) IS FRONT MOUNTED FOR FRONT WHEEL DRIVE TO PULL THROUGH CORNERS, JUST LIKE THE REAL CARS. GEAR-TYPE DIFFERENTIAL. TREAD-PATTERN TIRES. EASY ASSEMBLY. SIMPLE MAINTENANCE. REALISTIC RALLY-CAR STICKERS. AN IDEAL FIRST R/C CAR.



No.3172



No.3171

**Technical Data** ● Length/315mm(12.4in) ● Width/165mm(6.5in) ● Height/110mm(4.4in) ● Wheelbase/190mm(7.5in) ● Ground Clearance/5mm(0.2in)  
 ● Front Track/136mm(5.3in) ● Rear Track/136mm(5.3in) ● Tires/(F)58φ × 27mm(2.3 × 1.1in);(R)58φ × 27mm(2.3 × 1.1in) ● Total Weight/1100g(38.7oz)  
 ● Gear Ratio/3.8:1 ● Motor/LeMans stock05(Included) ● Battery/7.2V-1200mAh(Not included) ● Radio/2-Channel(Not included)



1:12 SCALE

No.2435

# THE BLIZZARD

## ELECTRIC POWERED R/C CATERPILLAR TRACTOR

ENDLESS-TRACK DRIVE AND INDEPENDENTLY SPRUNG BOGEYS TO SNAKE OVER OBSTACLES. TWIN MABUCHI RS-380 DRIVE MOTORS WITH TWIN STEPLESS SPEED CONTROLS(FORWARD AND REVERSE) FOR SHARPTURNING DIFFERENTIAL-TRACK STEERING. SERVO OPERATED PLOW. USES READILY AVAILABLE 7.2V-1200mAh NiCd BATTERY PACK. CLEAR, EASY-TO-FOLLOW ASSEMBLY INSTRUCTIONS.

**Technical Data** ● Length/360mm(14.2in) ● Width/304mm(12.0in) ● Height/225mm(8.9in) ● Wheelbase/300mm(11.8in) ● Caterpillar/90 × 750mm(3.5 × 29.5in)  
 ● Total Weight/2400g(84.7oz) ● Gear Ratio/12:1/32:1 ● Motor/RS-380 × 2(Included) ● Battery/7.2V-1200mAh(Not included) ● Radio/2-Channel(Not included)



# PEUGEOT 205/HONDA CR-X

## ELECTRIC POWERED FF RACING CARS

THESE BEAUTIFUL MODELS RUN AT REALISTIC SCALE SPEEDS AND HAVE A WISHBONE/ARM INDEPENDENT SUSPENSION FRONT AND REAR WITH OIL-FILLED SHOCK ABSORBERS. THE POWERFUL LeMANS STOCK 05 MOTOR (INCLUDED) IS FRONT MOUNTED FOR FRONT WHEEL DRIVE TO PULL THROUGH CORNERS, JUST LIKE THE REAL CARS. GEAR-TYPE DIFFERENTIAL. TREAD-PATTERN TIRES. EASY ASSEMBLY. SIMPLE MAINTENANCE. REALISTIC RALLY-CAR STICKERS. AN IDEAL FIRST R/C CAR.



No.3172



No.3171

**Technical Data** ● Length/315mm(12.4in) ● Width/165mm(6.5in) ● Height/110mm(4.4in) ● Wheelbase/190mm(7.5in) ● Ground Clearance/5mm(0.2in)  
 ● Front Track/136mm(5.3in) ● Rear Track/136mm(5.3in) ● Tires/(F)58φ × 27mm(2.3 × 1.1in);(R)58φ × 27mm(2.3 × 1.1in) ● Total Weight/1100g(38.7oz)  
 ● Gear Ratio/3.8:1 ● Motor/LeMans stock05(Included) ● Battery/7.2V-1200mAh(Not included) ● Radio/2-Channel(Not included)



1:12 SCALE

No.2435

# THE BLIZZARD

## ELECTRIC POWERED R/C CATERPILLAR TRACTOR

ENDLESS-TRACK DRIVE AND INDEPENDENTLY SPRUNG BOGEYS TO SNAKE OVER OBSTACLES. TWIN MABUCHI RS-380 DRIVE MOTORS WITH TWIN STEPLESS SPEED CONTROLS(FORWARD AND REVERSE) FOR SHARPTURNING DIFFERENTIAL-TRACK STEERING. SERVO OPERATED PLOW. USES READILY AVAILABLE 7.2V-1200mAh NiCd BATTERY PACK. CLEAR, EASY-TO-FOLLOW ASSEMBLY INSTRUCTIONS.

**Technical Data** ● Length/360mm(14.2in) ● Width/304mm(12.0in) ● Height/225mm(8.9in) ● Wheelbase/300mm(11.8in) ● Caterpillar/90 × 750mm(3.5 × 29.5in)  
 ● Total Weight/2400g(84.7oz) ● Gear Ratio/12:1/32:1 ● Motor/RS-380 × 2(Included) ● Battery/7.2V-1200mAh(Not included) ● Radio/2-Channel(Not included)



## DOUBLE DARE 4WDS

### ELECTRIC POWERED OFF-ROAD RECREATIONAL VEHICLE

DOUBLE "LeMANS STOCK 05" HIGH-TORQUE MOTOR POWER! HUGE 146MM(5.7in) TIRES! FOUR-WHEEL STEERING DUAL DIFFERENTIALS! REAL "GO" ANY-WHERE" PERFORMANCE! RUGGED ABS CHASSIS, WITH INDEPENDENT SUSPENSION ALL AROUND AND TWO FRICTION-TYPE SHOCK ABSORBERS FOR EACH WHEEL. NEW "ROTARY" CUSTOM SPEED CONTROLLER (3FWD/1 REV). STYLISH DATSUN BODY WITH DUMMY ENGINE AND MANY DECORATIVE STICKERS AND ACCESSORIES FOR DISPLAY.

**Technical Data** ● Length/440mm(17.3in) ● Width/310mm(12.2in) ● Height/295mm(11.6in) ● Weight/2800g(6 lb 3 oz) ● Tires/ $\phi$ 146 × 73mm( $\phi$ 5.7 × 2.9in) ● Motors/LeMans"Stock 05"(2 Motor included) ● Battery/7.2V-1200mAh NiCd(Not included) ● Radio Control Set/2-Channel (Not included)



No.3106



No.3107

## HI-RIDER CORVETTE

### ELECTRIC POWERED OFF-ROAD RECREATIONAL VEHICLE

CAR-CRUSHING IN STYLE! SLEEK CORVETTE BODY ATOP HUGE 146MM (5.75in) TIRES! HIGH-TORQUE LeMANS STOCK 05 MOTOR AND HIGH-QUALITY ROTARY SPEED CONTROLLER (3 FWD/1 REV) INCLUDED. ALL-WHEEL INDEPENDENT SUSPENSION WITH DOUBLE SHOCKS ON EACH WHEEL! RUGGED TUB-TYPE ABS CHASSIS PROTECTS RADIO GEAR AND SPEED CONTROLLER. CHROME FINISH NYLON WHEELS AND DUMMY ENGINE WITH STACKS, PLUS MANY OTHER DECORATIVE ACCESSORIES.

**Technical Data** ● Length/465mm(18.3in) ● Width/300mm(11.8in) ● Height/265mm(10.4in) ● Wheelbase/283mm(11.1in) ● Ground Clearance/70mm(2.75in) ● Track (F/R)/237mm(9.3in) ● Weight/2650g(5.8 lb) ● Tires (F/R)/ $\phi$ 146 × 73mm(5.75 × 2.9in) ● Gear Ratio/16.1:1 ● Motor (Included)/LeManS Stock 05 ● Battery (Not included)/7.2V-1200/1700mAh Rechargeab. NiCd (Stick Type) ● Radio Control Set (Not included)/Two-Channel (No.2545 or Equiv.)



# BIG BRUTE

ELECTRIC POWERED OFF-ROAD RECREATIONAL VEHICLE

No.3105

1:10 SCALE



■ NITRO BRUTE  
NITRO BRUTE IS DESIGNED FOR EVEN MORE EXCITING PERFORMANCE WITH .10 ENGINE. (ENGINE NOT INCLUDED. MUFFLER INCLUDED)



# NITRO BRUTE

10 ENGINE POWERED OFF-ROAD RECREATIONAL VEHICLE

BIG BRUTE GIVES THE EXCITEMENT OF AMERICAN ENTERTAINMENT "CAR CRUSHER" VEHICLES IN 1/10-SCALE. HUGE 135MM (5.4in) TIRES! REALISTIC BODY ON JACKED-UP CHASSIS! RUGGED SUSPENSION! HIGH-TORQUE LeMANS STOCK 05 MOTOR POWERS BIG BRUTE OVER OBSTACLES UP TO 50MM (2in) HIGH. RUGGED CHASSIS WITH DOUBLE-WISHBONE SUSPENSION AND FRICTION-TYPE SHOCK ABSORBERS. DECORATIVE STICKERS AND ACCESSORIES.

No.3110G



1:10 SCALE

Technical Data/<>:NITRO BRUTE●Length/460mm(18.1in)<470mm>●Width/310mm(12.2in)●Height/250mm(9.8in)●Wheelbase/283mm(11.5in)<290mm>  
●Ground Clearance/70mm(2.8in)●Front Track/220mm(8.7in)●Rear Track/215mm(8.5in)●Tires/(F)φ136×80mm(5.4×3.2in);(R)φ136×80mm(5.4×3.2in)  
●Total Weight/2650g(5 lb 13oz)●Gear Ratio/16.1:1<29:1>●Motor/LeMans Stock 05(Included)<.09-.11Class Engine>●Battery/7.2V-1200mAh(Not included)  
●Radio/2-Channel(Not included)



# ULTIMA PRO

## ELECTRIC POWERED SPECIAL RACING BUGGY

THE ULTIMA PRO HAS ALL THE CHAMPIONSHIP WINNING FEATURES OF THE EARLIER ULTIMAS, WITH THE ADDITION OF TOP-QUALITY PRESSURE SHOCK ABSORBERS, ANTI-SWAY BARS F/R, A FULL SET OF BALL BEARINGS, AND FULL CAMBER ADJUSTMENT. TOP HANDLING WHATEVER THE TRACKS STIFF ALLOY CHASSIS WITH CUT-OUTS FOR SADDLE-PACK BATTERIES. (ALSO TAKES STICK TYPE.) SELECT YOUR FAVORITE MOTOR AND ELECTRONIC SPEED CONTROLLER AND GET INTO THE RACE!

**Technical Data** ● Length/360mm(14.2in) ● Width/240mm(9.4in) ● Height/130mm(5.1in) ● Wheelbase/268mm(10.6in) ● Ground Clearance/40mm(1.6in) ● Track (F/R)/200mm(7.9in) ● Weight/1550g(3.4 lb) ● Tires/(F)φ70×20mm; (R)φ85×37mm ● Gear Ratio/8.3:1 ● Motor (Not included)/LeMans 240/360 Type ● Battery (Not included)/7.2V-1200/1700mAh NiCd ● Radio Control Set (Not included)/Two-Channel (No.2545 or Equiv.)



No.3117



No.3116

# TURBO ULTIMA

## ELECTRIC POWERED SPECIAL RACING BUGGY

THE TURBO ULTIMA HAS IS A FULL-SPECIFICATION RACER KIT, WITH STANDARD EQUIPMENT INCLUDING ANTI-SWAY BARS F/R, LIGHT, EFFICIENT BALL-TYPE DIFFERENTIAL, OPTION HOUSE UNIVERSAL-JOINTED SWING SHAFTS AND TIRES, PREMIUM-QUALITY PLATINUM SHOCK ABSORBERS, FIBERGLASS SHOCK TOWERS F/R, HEAVY-DUTY ROTARY SPEED CONTROLLER, POWERFUL LeMANS 240ST MOTOR, FULL SET OF 14 BALL BEARINGS, AND STRONG, LIGHT ALLOY CHASSIS.

**Technical Data** ● Length/360mm(14.2in) ● Width/240mm(9.4in) ● Height/130mm(5.1in) ● Wheelbase/268mm(10.6in) ● Ground Clearance/40mm(1.6in) ● Track (F/R)/200mm(7.9in) ● Weight/1500g(3.3 lb) ● Tires/(F)φ75×20mm; (R)φ85×37mm ● Gear Ratio/9:1 ● Motor (Included)/LeMans 240ST ● Battery (Not included)/7.2V-1200/1700mAh Stick-Type NiCd ● Radio Control Set (Not included)/Two-Channel (No.2545 or Equiv.)



## MAXXUM FF

### ELECTRIC POWERED FF RACING BUGGY

THE FRONT-WHEEL DRIVE WINNER! ON SLIPPERY, TWISTY COURSES, MAXXUM FF WILL LEAVE THE OTHERS BEHIND. WITH FRONT-WHEEL DRIVE, ALL THE POWER OF THE LeMANS 240ST MOTOR GOES INTO PULLING THE MAXXUM THROUGH THE CORNERS, NOT PUSHING IT OFF THE TRACK. ALL COMPONENTS ARE HIGH QUALITY: PRESSURE OIL-FILLED SHOCK ABSORBERS, ROTARY SPEED CONTROLLER, ALLOY ALUMINUM CHASSIS, ETC. THE FRONT-MOUNTED MOTOR DRIVES THE WHEELS DIRECTLY.



No.3127

**Technical Data** ● Length/350mm(13.8in) ● Width/240mm(9.4in) ● Height/130mm(5.1in) ● Wheelbase/260mm(10.2in) ● Track (F/R)/200mm(7.9in) ● Ground Clearance/35mm(1.4in) ● Tires (F/R)/ $\phi 85 \times 37$ mm(3.3in) ● Weight (Ready to Run)/1500g(3.3 lb) ● Gear Ratio/9:1 ● Motor/LeMans 240ST(Included) ● Battery/7.2V-1200mAh NiCd(Not included) ● Radio Control Set/Two-Channel(Not included)

1:10 SCALE



No.3184

**Technical Data** ● Length/390mm(15.4in) ● Width/250mm(9.8in) ● Height/140mm(5.5in) ● Wheelbase/260mm(10.2in) ● Ground Clearance/29mm(1.1in) ● Front Track/200mm(7.9in) ● Rear Track/210mm(8.3in) ● Tires/(F) $\phi 77 \times 23$ mm;(R) $\phi 82 \times 40$ mm ● Total Weight/1450g(3.2 lb) ● Gear Ratio/10.8:1 ● Motor/LeMans Stock 05(Included) ● Battery/7.2V-1200mAh(Not included) ● Radio/Two-Channel(Not included)

## RAIDER 2WD

### ELECTRIC POWERED SPECIAL RACING BUGGY

RAIDER 2WD, THE IDEAL CHOICE FOR THE NEW DRIVER, FAST PERFORMANCE WITH A MINIMUM OF CONSTRUCTION TIME AND ADJUSTMENT. DURABLE MATERIALS. FOUR-WHEEL INDEPENDENT SUSPENSION FOR GOOD HANDLING ON ANY SURFACE. LIGHT FRICTION-TYPE SHOCK ABSORBERS. POWERFUL LeMANS STOCK 05 MOTOR AND SPEED CONTROLLER (3 FWD/1 REV) INCLUDED. RELIABLE REAR-WHEEL DRIVE WITH GEAR-TYPE DIFFERENTIAL COMBINES WITH HIGH-GRIP TIRES TO PUT MAXIMUM POWER ON THE TRACK.



# OPTIMA MID/TURBO OPTIMA MID

## ELECTRIC POWERED 4WD SPECIAL RACING BUGGIES

BOTH MIDS HAVE MID-MOTOR FOR PERFECT BALANCE AND FOUR-WHEEL DRIVE BY LIGHT, RELIABLE BELT. THE MID HAS A POWERFUL LeMANS 240ST MOTOR, ROTARY SPEED CONTROLLER, STRONG 17S ALLOY CHASSIS, METAL-GEAR DIFFERENTIALS, OIL-FILLED SHOCK ABSORBERS, EXTRA-LONG SUSPENSION TRAVEL, AND 18 BALL BEARINGS. TURBO MID HAS THE SAME FEATURES, PLUS ANTI-SWAY BARS F/R, FRP SHOCK TOWERS, UNIVERSAL-JOINTED HALF-SHAFTS (FRONT), AND MOTOR-SAVING TORQUE LIMITER. YOUR CHOICE OF MOTOR AND ELECTRONIC SPEED CONTROLLER.

**Technical Data** ● Length/350mm(13.8in) ● Width/240mm(9.4in) ● Height/130mm(5.1in) ● Wheelbase/255mm(10.0in) ● Ground Clearance/35mm(1.4in)  
 ● Front Track/200mm(7.9in) ● Rear Track/202mm(7.9in) ● Weight/1600g(3.5 lb) ● Tires (F/R)/ $\phi 85 \times 37\text{mm}$  ● Gear Ratio/9.8:1  
 ● Motor/Mid: LeMans 240ST; Turbo: Not included



No.3135



No.3136

1:10 SCALE

No.3136B



# TURBO OPTIMA MID SE

## ELECTRIC POWERED 4WD SPECIAL RACING BUGGY

THE OPTIMA "MID" IS A GREAT BUGGY. THE "SE" HAS ALL ITS FEATURES, BUT IS AN UPGRADE WITH MANY "OPTION HOUSE" CUSTOM PARTS AND OTHER PERFORMANCE EXTRAS INCLUDED. ADJUSTABLE SHOCK ABSORBERS ARE USED FRONT AND REAR. THE ALLOY ALUMINUM CHASSIS IS 2.3MM THICK (STANDARD 2.0MM), AND THE SHOCK TOWERS ARE LIGHTER 2.5MM FRP IN PLACE OF 2.0MM ALLOY.

**Technical Data** ● Length/370mm(14.6in) ● Width/240mm(9.4in) ● Height/130mm(5.2in) ● Tires/ $\phi 85 \times 30\text{mm}$  ● Battery/7.2V-1200mAh or 8.4V-1200mAh NiCd(Not included)  
 ● Radio Control Set/2-Channel W/1 Servo and Electronic Speed Controller(Not included)



# OPTIMA MID CUSTOM/OPTIMA MID CUSTOM SPECIAL

## ELECTRIC POWERED 4WD SPECIAL RACING BUGGIES

1:10 SCALE



No.3139

HAS THE FEATURES OF THE 1988 EUROPEAN 1/10SCALE CHAMP. STRETCHED WHEELBASE FOR TOP HANDLING ON THE STRAIGHTS. METAL-BODY PRESSURE OIL-FILLED SHOCKS. UNIVERSAL-JOINTED SWING SHAFTS (FRONT). QUICK-ADJUST CAMBER/TOE-IN LINKAGES. GEAR-TYPE DIFFERENTIALS (ASSEMBLED). FULL 16 BALL BEARINGS. FOR THE BUILDER WHO WANTS PREMIUM QUALITY PARTS FROM THE START. (SELECT YOUR FAVORITE MOTOR AND SPEED CONTROLLER.)

STRETCHED WHEELBASE FOR THE FASTEST LAPS ON COURSES WITH MANY STRAIGHTS, ALONG WITH PRESSURE OIL-FILLED SHOCK ABSORBERS, FRP SHOCK TOWERS, LeMANS 240ST MOTOR, ROTARY SPEED CONTROLLER, LONG-TRAVEL INDEPENDENT SUSPENSION WITH GLASS REINFORCED SUSPENSION PARTS, AND CUTOUTS FOR SADDLE-PACK BATTERIES AS WELL AS MOUNT FOR STICK TYPE OF BATTERY. BALL BEARINGS ON OUTPUT SHAFTS OF BOTH DIFFERENTIALS.

1:10 SCALE



No.3140

**Technical Data (OPTIMA MID CUSTOM)** ●Length/370mm(14.6in)●Width/240mm(9.4in)●Height/130mm(5.1in)●Wheelbase/273mm(10.7in)  
 ●Ground Clearance/35mm(1.4in) ●Front Track/207mm(8.1in)●Rear Track/202mm(7.9in)●Weight/1600g(3.5 lb)●Tires (F/R)/φ85×37mm●Gear Ratio/9.8:1  
 ●Motor (Included)/LeMans 240ST



# AERO STREAK 4WD

## ELECTRIC POWERED 4WD SPECIAL RACING BUGGY

1:10 SCALE

No.3182

ALMOST ASSEMBLED



THE AERO STREAK HAS FOUR-WHEEL DRIVE PERFORMANCE, WITH A POWERFUL LeMANS STOCK 05 MOTOR (INCLUDED), AND ALL MECHANICAL PARTS ARE FACTORY ASSEMBLED! JUST INSTALL THE RADIO CONTROL SET (NOT INCLUDED) AND THE BODY, AND THE AERO STREAK IS READY TO SHOW HOW ITS ALL-INDEPENDENT SUSPENSION HANDLES ROUGH GROUND! MOTOR, BATTERY AND OTHER HEAVY COMPONENTS ARE LOCATED AHEAD OF THE REAR WHEELS FOR OPTIMUM WEIGHT DISTRIBUTION AND GOOD HANDLING. BATTERY SNAPS IN OR OUT EASILY FOR EASY RECHARGING.

**Technical Data** ● Length/400mm(15.7in) ● Width/244mm(9.6in) ● Height/160mm(6.3in) ● Wheelbase/265mm(10.4in) ● Ground Clearance/32mm(1.3in)  
● Front Track/206mm(8.1in) ● Rear Track/206mm(8.1in) ● Tires (F/R)/  $\phi 85 \times 38$ mm ● Weight (Track-Ready)/1650g(3 lb 10oz) ● Gear Ratio/7.7:1  
● Motor (Included)/LeMans Stock 05 ● Battery (Not included)/7.2V-1200mAh NiCd ● Radio Control Set (Not included)/Two-Channel



# TURBO ROCKY

## ELECTRIC POWERED 4WD SPECIAL RACING BUGGY

1:10 SCALE

No.3103



ROCKY PLUS OPTION HOUSE PARTS PLUS HIGH-STRENGTH 17S CHASSIS EQUALS THE SUPER TURBO ROCKY! NEW FULLY ADJUSTABLE SHOCK ABSORBERS (PAT. PENDING). FOUR-WHEEL DRIVE. LONG-TRAVEL DOUBLE WISHBONE SUSPENSION. ANTI-ROLL BAR FRONT/REAR. UNIVERSAL-JOINT HALF-SHAFTS. STABLE PERFORMANCE EVEN AT 8.4V SPEEDS! NEW AERODYNAMIC BODY. SUITS BEC RADIO SETS.

**Technical Data** ● Length/380mm(14.9in) ● Width/240mm(9.4in) ● Height/120mm(4.7in) ● Wheelbase/265mm(10.4in) ● Ground Clearance/30mm(1.2in)  
● Front Track/200mm(7.9in) ● Rear Track/190mm(7.5in) ● Tires/(F) $\phi$ 85×35mm(3.4×1.4in);(R) $\phi$ 85×35mm(3.4×1.4in) ● Total Weight/1600g(56.5oz)  
● Gear Ratio/8.93:1, 12.59:1 ● Motor/LeMans 240/360Type(Not included) ● Battery/8.4V-1200mAh(Not included) ● Radio/2-Channel(Not included)



# AXIS EX

## ELECTRIC POWERED SPECIAL RACING CAR

1:12 SCALE

No.3153



COMPETITION READY AS SOON AS IT'S PUT TOGETHER! ALL PERFORMANCE PARTS INCLUDED. SUPER LIGHT STRONG 1.7MM CARBON/EPOXY CHASSIS, MACHINED ALLOY ALUMINUM SUSPENSION PARTS, LIGHT, EFFICIENT BALL-TYPE DIFFERENTIAL WITH FINE-CERAMIC DISCS, STAINLESS STEEL PINION, STIFF, LIGHT CARBON-EPOXY REAR AXLE, SLIDING-PILLAR FRONT SUSPENSION, OPTIMIZED LIVE REAR SUSPENSION WITH OIL-FILLED PRESSURE SHOCK, CUT-OUTS FOR LOWEST SADDLE-PACK BATTERY POSITION AND MODEL CG. HIGH-GRIP SPONGE TIRES EXCELLENT ON CARPET OR PAVEMENT. FULL SET OF BALL BEARING.

**Technical Data** ● Length/350mm(13.8in) ● Width/170mm(6.7in) ● Height/80mm(3.1in) ● Wheelbase/202mm(8.0in) ● Ground Clearance/5mm(0.2in)  
 ● Front Track/143mm(5.6in) ● Rear Tack/135mm(5.3in) ● Tires/(F)φ48×23mm;(R)φ53×35mm ● Weight/900g(32oz) ● Gear Ratio/4.41:1 or 4.32:1  
 ● Motor (Not included)/LeMans 240 or 480 Type; SPA 240 or 480 Type ● Battery (Not included)/7.2V-1700mAh "Saddle Pack" Type  
 ● Radio Control Set (Not included)/Two-Channel with Electronic Speed Controller



# STINGER MK-II

## 10 ENGINE POWERED OFF-ROAD RACING BUGGY

STINGER MKII BRINGS THE ADVANCED FOURWHEEL DRIVE AND LONG-TRAVEL SUSPENSION OF THE FAMOUS OPTIMA TO .10 ENGINEPOWERED BUGGIES. THE LIGHTWEIGHT, RELIABLE, AND EFFICIENT BELT DRIVE SYSTEM TRANSMITS POWER TO THE FRONT WHEELS FOR TOP HANDLING AROUND ANY COURSE. THE LONG DOUBLE-WISHBONE SUSPENSION ALLOWS A REMARKABLE 35mm BOUNDED TRAVEL.

**Technical Data** ● Length/470mm(18.5in) ● Width/310mm(12.2in) ● Height/250mm(9.8in) ● Wheelbase/290mm(11.4in) ● Ground Clearance/70mm(2.8in) ● Front Track/220mm(8.7in) ● Rear Track/215mm(8.5in) ● Weight/2600g(5lb. 12 oz) ● Tires(F/R)/ $\phi$ 136 × 80mm(5.4 × 3.2in) ● Gear Ratio/29.6:1 ● Engine/.11class(Not included) ● Radio Control Set/2-Channel(Not included) ● Muffler/Custom Muffler(Included) ● Air Filter/Foam Element: Disposable Type(Included)



1:10 SCALE

No.3072



ENGINE EXCITEMENT WITH SUPER-EASY STARTING BY BUILT-IN RECOIL STARTER!

**Technical Data** ● Length/350mm(13.8in) ● Width/240mm(9.4in) ● Height/130mm(5.1in) ● Ground Clearance/36mm(1.4in) ● Wheelbase/272mm(10.7in) ● Front Track/208mm(8.2in) ● Rear Track/205mm(8.1in) ● Weight/1360g(3 lb) ● Tires/(F) $\phi$ 70 × 20mm(2.8 × 0.8in);(R) $\phi$ 85 × 37mm(3.3 × 1.5in) ● Engine/O.S. CZ-R W/Recoil Starter(Included) ● Drive System/2WD by Shaft, Toothed Belt and Differential ● Suspension/4-Wheel Independent, Long Travel, with Oil-Filled Shocks ● Radio Control Set/Two-Channel(Not included)

# RAMPAGE

## 10 ENGINE-POWERED 2WD RACING BUGGY

AT LAST! ALL THE EXCITEMENT OF ENGINE POWER WITH THE OPERATING EASE OF ELECTRIC! THE RAMPAGE ENGINE, A POWERFUL O.S. 10FP-BK, IS FITTED WITH KYOSHO'S EXCLUSIVE RECOIL STARTER. JUST FILL THE FUEL TANK, PRIME THE ENGINE WITH THE BUILT-IN PUMP, CONNECT THE PLUG BATTERY, AND PULL THE STARTER CORD ONCE OR TWICE. THAT'S ALL IT TAKES TO START THE EXCITEMENT! THE SUPPLIED MUFFLER KEEPS IT QUIET, WITH JUST ENOUGH ENGINE SOUND. AND THE SUSPENSION IS FIRST-RATE. TRY IT!

SPECIFICATIONS ARE SUBJECT TO CHANGE WITHOUT NOTICE.



# BURNS 4WD

## 21 ENGINE POWERED RACING BUGGY

No.3096



BURNS IS DESTINED SET OFF-ROAD TRACKS ALIGHT WHEN IT COMES UP AGAINST THE COMPETITION! FOR EFFICIENCY AND RELIABILITY BURNS USES SHAFT DRIVE TO CONNECT THE ENGINE TO THE FRONT WHEELS. THREE EFFECTIVE GEAR-TYPE DIFFERENTIALS GET ALL THE ENGINE POWER ONTO THE TRACK VIA ALL FOUR WHEELS. THE RESULT? MAXIMUM TRACTION, ACCELERATION, AND CORNERING. ROADHOLDING ON EVEN THE ROUGHEST TRACKS IS SUPERB DUE TO THE LONGTRAVEL PARALLEL WISHBONE SUSPENSION WITH HIGH-QUALITY OIL-FILLED SHOCK ABSORBERS. CHASSIS IS A RIGID 17S ALLOY ALUMINUM PLATE. SPECIAL MANIFOLD, MUFFLER, AND 18 BALL BEARINGS ARE INCLUDED IN KIT.

**Technical Data** ● Length/420mm(16.5in) ● Width/300mm(11.8in) ● Height/160mm(6.3in) ● Wheelbase/320mm(12.6in) ● Ground Clearance/45mm(1.8in)  
 ● Front Track/255mm(10.0in) ● Rear Track/255mm(10.0in) ● Tires/(F)φ116×42mm(4.6×1.9in);(R)φ116×48mm(4.6×1.7in) ● Total Weight/3200g(7.1 lb)  
 ● Engine(Not included)/21-Class ● Radio Control Set(Not included)/Two-Channel(No.2555/2556 or Equiv.)



# FORD RS200


## 10 ENGINE POWERED 4WD RALLY CAR

1:10 SCALE

ENGINE/O.S. 10FP-B(K) (Included/with recoil starter)

No.3013

ENGINE EXCITEMENT WITH SUPER EASY STARTING BY BUILT-IN RECOIL STARTER!



THIS 1/10-SCALE FORD RS200 RALLY CAR OFFERS THE FUN, SOUND, AND EXCITEMENT OF ENGINE POWER WITH THE EASE OF USE OF BATTERY POWER. THE POWER COMES FROM AN O.S. 10 FP-B ENGINE (WITH EFFECTIVE KYOSHO MUFFLER). THE EASE OF OPERATION COMES FROM THE EXCLUSIVE KYOSHO RECOIL STARTER MOUNTED ON THE ENGINE. JUST A PULL OR TWO AND THE ENGINE IS RUNNING. SUSPENSION IS INDEPENDENT ON ALL FOUR WHEELS, WITH EXTRA-LONG WISHBONE/PARALLEL ARM LINKAGE AND EFFECTIVE OIL-FILLED SHOCK ABSORBERS FOR MAXIMUM BUMP ABSORPTION AND MINIMUM EFFECT ON STEERING. THE RESULT? GREAT ROADHOLDING AND CORNERING! POWER IS TRANSMITTED BY SIMPLE AND RELIABLE SYSTEM OF DRIVE SHAFTS AND TOOTHED BELTS WITH THREE DIFFERENTIALS.

**Technical Data** ● Length/355mm(14in) ● Width/240mm(9.4in) ● Height/120mm(4.7in) ● Wheelbase/270mm(10.6in)  
● Front Track/205mm(8.1in) ● Rear Track/205mm(8.1in) ● Weight/1660g(3.7lb) ● Tires (F/R)/φ77×36mm ● Engine O.S. 10FP-B(K)/(Included with Recoil Starter, Custom Muffler, Battery Holder, and Priming Fuel Tank) ● Gear Ratio/12:1 ● Radio Control Set (Not included)/Two-Channel (No.2545 or Equiv.)




# FANTOM 21-4iS


## 20 ENGINE POWERED RACING CAR

1:8 SCALE

No.3121



FIRST CHOICE FOR BEATING THE COMPETITION! FOURWHEEL DOUBLE-WISHBONE INDEPENDENT SUSPENSION. FOUR-WHEEL DRIVE VIA TWO DIFFERENTIALS AND LIGHT, RELIABLE TOOTHED DRIVE BELT. STIFF ALUMINUM ALLOY CHASSIS. STRONG GLASS-REINFORCED SUSPENSION PARTS. TOP-QUALITY OIL-FILLED SHOCK ABSORBERS. ANTI-DIVE, ANTI-ROLL FRONT SUSPENSION. MID-SHIPS/SIDE-WINDER ENGINE POSITION FOR BEST BALANCE AND TOP POWER DELIVERY.



**Technical Data** ● Length/515mm(20.3in) ● Width/266mm(10.5in) ● Height/130mm(5.1in) ● Wheelbase/307mm(12.1in) ● Ground Clearance/10mm(0.4in)  
● Front Track/210mm(8.3in) ● Rear Track/198mm(7.8in) ● Tires/(F)φ70×40mm(2.7×1.6in);(R)φ80×60mm(3.1×2.4in) ● Total Weight/2650g(93.5oz)  
● Engine/21 Class(Not included) ● Radio/2-Channel(Not included)



# P-51D MUSTANG M36

ALMOST READY-TO-FLY ELECTRIC POWERED AIRCRAFT

THE KYOSHO ELECTRIC MUSTANG IS A 1/11 SCALE MODEL OF THE "D" VARIANT, AND OFFERS THE SPEED AND EXCITEMENT OF THE ORIGINAL WITH THE CONVENIENCE AND QUIET OF AN ELECTRIC MOTOR. THE MUSTANG IS NOT A BEGINNER'S MODEL, BUT IS CAPABLE OF LOOPS, ROLLS, AND OTHER AEROBATICS. THE POWERPLANT (INCLUDED) IS A NEWLY DEVELOPED LeMANS AP36 MOTOR (OPTIMIZED FOR AIRCRAFT USE) WITH A MATCHED REDUCTION UNIT (2 BALL BEARINGS).

**Technical Data** ● Wingspan/1020mm(40.2in) ● Length/860mm(33.9in) ● Wing Area/18.6dm<sup>2</sup>(288in<sup>2</sup>) ● Weight/1200g(42oz)(Typical) ● Motor/LeMans AP36 (Included) ● NiCd Battery/7.2V-1200mAh or 8.4V-1200mAh(Not included) ● Radio Control Set/4-Channel With 3 Servos and Electronic Speed Controller(Not included)



# ZERO FIGHTER M36

ELECTRIC POWERED AUTHENTIC SCALE MODEL

THE KYOSHO ELECTRIC ZERO FIGHTER OFFERS THE EXCITEMENT OF FLYING A 1/11 SCALE MODEL OF THIS FAMOUS AIRCRAFT WITH THE QUIETNESS POSSIBLE WITH ELECTRIC POWER. THE ELECTRIC ZERO IS NOT A BEGINNER'S MODEL, BUT IS QUICK AND EXCITING, CAPABLE OF LOOPS, ROLLS, AND OTHER AEROBATICS. THE POWERPLANT (INCLUDED) IS A NEWLY DEVELOPED LeMANS AP36 MOTOR.

**Technical Data** ● Wingspan/1000mm(39.3in) ● Length/815mm(32.1in) ● Weight/1200g(42oz)(Typical) ● Motor/LeMans AP36(Included) ● NiCd Battery/7.2V-1200mAh or 8.4V-1200mAh(Not included) ● Radio Control Set/4-Channel With 3 Servos and Electronic Speed Controller(Not included)



## CESSNA 177 CARDINAL M36

ALMOST READY-TO-FLY ELECTRIC POWERED AIRCRAFT



- Technical Data** ● Wingspan/1190mm(47in) ● Length/865mm(34in)  
 ● Wing Area/23.5dm<sup>2</sup>(365in<sup>2</sup>)  
 ● Weight(Ready To Fly)/1100-1200g(39-42oz)  
 ● Motor/LeMans AP36 W/Matched Gearbox(Included)  
 ● Propeller/Matched 9-8(Included) ● Battery/7.2V-1200mAh(Not included)  
 ● Radio Control Set/3-Channel W/Electronic Speed Controller(Not included)

## FLASH EP

ALMOST READY-TO-FLY ELECTRIC POWERED AIRCRAFT



- Technical Data** ● Wingspan/1190mm(46.8in) ● Length/860mm(33.8in)  
 ● Wing Area/22.4m<sup>2</sup> ● Total Weight/1200g(42.3oz) ● Motor/LeMans 240E(Included)  
 ● Battery/7.2-8.4V-1200mAh(Not Included) ● Radio/4-Channel(Not included)



## EXPRESS M29

ALMOST READY-TO-FLY ELECTRIC POWERED MODEL MOTOR-GLIDER

- Technical Data** ● Wingspan/1650mm(61in) ● Length/735mm(28.9in)  
 ● Wing Area/19.9dm<sup>2</sup>(309in<sup>2</sup>) ● Airfoil/Eppler 178 ● Dihedral angle/6°  
 ● Weight(Ready-to-fly)/900g(31.7oz)  
 ● Motor unit/AP29R W/Integral 2.3:1 Reduction gearbox(Included)  
 ● Propeller/7-6(Included) ● Battery/7.2V-600mAh NiCd(Not included)  
 ● Radio Control Set/Two-channel(Not included)  
 ● Option/Ball bearings for gearbox(Not included)



# PETIT FANTASY M20

## ALMOST READY-TO-FLY ELECTRIC-POWERED AIRCRAFT

**WINGSPAN: 840mm**



No.4097

- Technical Data** ● Wingspan/840mm(33in) ● Length/525mm(20.6in)  
 ● Wing Area/10dm<sup>2</sup>(155in<sup>2</sup>) ● Total Weight/400g(14oz)  
 ● Motor Unit/DM20 or Integral Reduction Gear Unit(Included)  
 ● Battery/7.2V-270mAh "Square" Type (Not included; "Stick" Type Also Usable)  
 ● Radio Control Set/Two-Channel with Two Mini Micro Servos (Not Included)



- 7.2V-270mAh NiCd Battery (Square type) (Not included)
- AC Charger (For Japanese market only) (Not included)

- Technical Data** ● Wingspan/900mm(35.4in) ● Length/590mm(23.2in)  
 ● Wing Area/13.5dm<sup>2</sup>(210in<sup>2</sup>) ● Total Weight/500-600g(19.4-21.1oz)  
 ● Motor/LeMans AP29(Included) ● Battery/6V-450mAh(Included)  
 ● Radio/2-Channel(Not included)

A SMOOTH-FLYING SEMI-SCALE MODEL OF THE PIPER "SUPER CUB". STABLE AND QUIET. EASY TO ASSEMBLE. FACTORY-MADE WING, FUSELAGE ETC. POWERFUL DM-20 MOTOR WITH REDUCTION GEARBOX (INCLUDED) TURNS AN EFFICIENT 7-6 PROPELLER. 7.2V-270mAh RECHARGEABLE NiCd BATTERY (INCLUDED) GIVES 4-5 MINUTE FLIGHTS. AUTO-CUT-OFF STOPS MOTOR WHILE BATTERY HAS POWER FOR THE RADIO TO ALLOW LANDING. ONLY A TWO-CHANNEL RADIO WITH MINI SERVOS AND BATTERY CHARGER REQUIRED.

# PETIT BALLAD 900

## ALMOST READY-TO-FLY ELECTRIC POWERED AIRCRAFT



**WINGSPAN: 900mm**

No.4094



## PETIT DREAMIN 850

ALMOST READY-TO-FLY-ELECTRIC POWERED AIRCRAFT

WINGSPAN:850mm



No.4093

**Technical Data** ●Wingspan/850mm(33.5in) ●Length/530mm(20.9in)  
●Wing Area/11.5dm<sup>2</sup>(178in<sup>2</sup>) ●Total Weight/580-630g(20.5-22.2oz)  
●Motor/LeMans AP29(Included) ●Battery/6V-450mAh(Included)  
●Radio/2-Channel(Not included)

## PETIT ROBIN 850

ALMOST READY-TO-FLY ELECTRIC POWERED AIRCRAFT

WINGSPAN:850mm



No.4092

**Technical Data** ●Wingspan/850mm(33.5in) ●Length/550mm(21.6in)  
●Wing Area/11.5dm<sup>2</sup>(178in<sup>2</sup>) ●Total Weight/600-650g(21.1-23.0oz)  
●Motor/LeMans AP29(Included) ●Battery/6V-450mAh(Included)  
●Radio/2-Channel(Not included)

WINGSPAN:1200mm



No.4091

## PETIT BREEZIN 1200

ALMOST READY-TO-FLY ELECTRIC POWERED AIRCRAFT

**Technical Data** ●Wingspan/1200mm(47.2in) ●Length/600mm(23.6in)  
●Wing Area/14.4dm<sup>2</sup>(223in<sup>2</sup>) ●Total Weight/550-600g(19.4-21.1oz)  
●Motor/RS-380S(Included) ●Battery/6V-450mAh(Included)  
●Radio/2-Channel(Not included)



## ETUDE 1200

ALMOST READY-TO-FLY ELECTRIC POWERED AIRPLANE



**Technical Data** ●Wingspan/1200mm(47.2in) ●Length/930mm(36.6in)  
●Wing Area/24dm<sup>2</sup>(372in<sup>2</sup>) ●Total Weight/1150g(40.6oz)  
●Motor/RS-540S(Included) ●Battery/7.2V-1200mAh(Not included)  
●Radio/2-3-Channel(Not included)

## DUET 1200

ALMOST READY-TO-FLY ELECTRIC POWERED AIRPLANE



**Technical Data** ●Wingspan/1200mm(47.2in) ●Length/930mm(36.6in)  
●Wing Area/24dm<sup>2</sup>(372in<sup>2</sup>) ●Total Weight/1300g(45.9oz)  
●Motor/RS-540S×2(Included) ●Battery/7.2V-1200mAh(Not included)  
●Radio/2-3-Channel(Not included)

## VALENCIA 1800

ALMOST READY-TO-FLY ELECTRIC POWERED MODEL

**Technical Data** ●Wingspan/1780mm(70.1in) ●Length/870mm(34.3in)  
●Wing Area/30.3dm<sup>2</sup>(470in<sup>2</sup>) ●Total Weight/1400g(3.1 lb)  
●Motor/LeMans 240E(Included) ●Battery/7.2V-1200mAh(Included)  
●Radio/2-Channel(Not included)





## MELODY 1500

### ALMOST READY-TO-FLY GLIDER

GRACEFUL GOOD LOOKS WITH SUPERB FLYING PERFORMANCE. NO BUILDING, JUST EASY ASSEMBLY. CRASH RESISTANT MOLDED LSS POLYPROPYLENE FUSELAGE. STRONG, LIGHT OHS SANDWICH-COMPOSITE WING. LIGHT WEIGHT AND EPPLER 193 AIRFOIL FOR ABILITY TO STAY ALOFT IN LIGHT LIFT AND TO PENETRATE FOR REACHING AREAS OF BETTER LIFT. EQUALLY SUITED TO SLOPE AND THERMAL SOARING, AND FOR BEGINNER AND EXPERT. EASILY DISASSEMBLER FOR CARRYING BY CAR.

**Technical Data** ● Wingspan/1500mm(59.1in) ● Length/780mm(30.7in) ● Wing Area/21dm<sup>2</sup>(326in<sup>2</sup>) ● Total Weight/600-650g(21.1-23.0oz)  
● Radio/Two-Channel(Not included)



## MELODY MOTOR PYLON

### ALMOST READY-TO-FLY ELECTRIC ASSISTED AIRPLANE

ALL THE GOOD FEATURES OF THE STANDARD MELODY WITH THE ADDED ABILITY TO RISE EFFORTLESSLY HIGH INTO THERMAL TERRITORY, THANKS TO THE POWERFUL PYLON-MOUNTED LeMANS AP29 MOTOR. KIT ALSO INCLUDED NiCd BATTERY AND MATCHED DC CHARGER (USES 12V CAR BATTERY). MOTOR BATTERY ALSO POWERS RECEIVER FOR REDUCED WEIGHT. AN AUTO CUT-OFF UNIT STOPS THE MOTOR WHILE THERE IS STILL PLENTY OF POWER FOR FLYING.

**Technical Data** ● Wingspan/1500mm(59.1in) ● Length/780mm(30.7in) ● Wing Area/21dm<sup>2</sup>(326in<sup>2</sup>) ● Total Weight/750g(26.5oz) ● Motor/LeMans AP29(Included)  
● Battery/6V-450mAh(Included) ● Radio/Two-Channel(Not included)



## FLASH 10

ALMOST READY-TO-FLY RADIO CONTROLLED  
ENGINE POWERED MODEL AIRCRAFT



**Technical Data** ●Wingspan/1190mm(46.9in) ●Length/860mm(33.9in)  
●Wing Area/22.4dm<sup>2</sup>(348in<sup>2</sup>) ●Total Weight/950-1050g(33.5-37oz)  
●Engine/.09-.15 Glow or Diesel(Not included)  
●Radio Control Set/4-Channel (Not included)

## CESSNA 177 CARDINAL 10

ALMOST READY-TO-FLY RADIO CONTROLLED  
ENGINE-POWERED MODEL AIRCRAFT



**Technical Data** ●Wingspan/1190mm(46.9in) ●Length/865mm(34in)  
●Wing Area/23.4dm<sup>2</sup>(365in<sup>2</sup>) ●Total Weight/900-1000g(35-39oz)  
●Engine/.09-.15 Glow or Diesel(Not included)  
●Radio Control Set/4-Channel(Not included)



WINGSPAN:1780mm  
No.4035

## PATRICIA 10

ALMOST READY-TO-FLY 10 ENGINE POWERED AIRCRAFT

**Technical Data** ●Wingspan/1780mm(70.0in) ●Length/870mm(34.3in)  
●Wing Area/30.3dm<sup>2</sup>(470in<sup>2</sup>) ●Total Weight/1150g(2.5 lb)  
●Engine/O.S.10FSR(Included) ●Radio/Three-Channel(Not included)

## PRELUDE 10

10 ENGINE POWERED READY-TO-FLY AIRCRAFT

**Technical Data** ●Wingspan/1200mm(47.2in) ●Length/930mm(36.6in)  
●Wing Area/24dm<sup>2</sup>(322in<sup>2</sup>) ●Total Weight/1000g(35.2oz)  
●Engine/O.S.10FSR(Included) ●Radio/3-4-Channel(Not included)

No.4078  
WINGSPAN:1200mm





# CAP 21

READY-TO-FLY 40 ENGINE POWERED AIRCRAFT



Technical Data ● Wingspan/1500mm(59.1in) ● Length/1100mm(43.3in)  
● Wing Area/37.5dm<sup>2</sup> ● Total Weight/2600g(91.7oz)  
● Engine/.40-45 <2-Stroke>/.60 <4-Stroke>(Not included)  
● Radio/4-Channel(Not included)

# 049 CESSNA 182 SKYLANE

ALMOST READY-TO-FLY 049 ENGINE POWERED AIRPLANE



Technical Data ● Wingspan/930mm(36.6in) ● Length/737mm(29.0in)  
● Wing Area/14.8dm<sup>2</sup>(230in<sup>2</sup>) ● Total Weight/600g(21.2oz)  
● Engine/COX QRC .049(Included) ● Radio/Two-Channel(Not included)



# 049 TYPHOON

ALMOST READY-TO-FLY 049 ENGINE POWERED AIRCRAFT

Technical Data ● Wingspan/1550mm(61.0in) ● Length/735mm(28.9in)  
● Wing Area/19.9dm<sup>2</sup>(308in<sup>2</sup>) ● Total Weight/700g(24.7oz)  
● Engine/.049 Cox Ranger V(Included) ● Radio/Two-Channel(Not included)



# CONCEPT 30 DX/CONCEPT 30 SE

## 30 ENGINE POWERED HELICOPTERS



No.4085 CONCEPT 30 DX  
No.4086 CONCEPT 30 SE



No.4087 CONCEPT 30 DX <WITHOUT ENGINE>  
No.4088 CONCEPT 30 SE <WITHOUT ENGINE>  
No.4089 CONCEPT 30 DX KIT  
No.4090 CONCEPT 30 SE KIT

THE "CONCEPT 30" IS ALMOST FACTORY ASSEMBLED. SERVOS AND LINKAGES ARE EASY TO INSTALL AND ADJUST. IT IS DESIGNED FOR MINIMUM MAINTENANCE AND READJUSTMENT. IT HAS FULL COLLECTIVE PITCH CONTROL AND THE ADVANCED HEAD DESIGN ENSURES THAT EVEN THE SMALLEST CONTROL INPUTS ARE FOLLOWED ACCURATELY AND HELD SECURELY. IT CAN BE USED FOR LEARNING BY A BEGINNING PILOT, THEN FLOWN WITH THE PERFORMANCE OF A COMPETITION MACHINE. THE POWER UNIT IS VERY COMPACT, WITH INTEGRAL FAN, CLUTCH AND STARTER CONE (EASILY REACHED). THE DRIVE GEAR IS CLOSE TO THE ENGINE FRONT BEARING, FOR MINIMUM LOAD ON THE CRANKSHAFT. LIGHT, ONE-PIECE TAIL ROTOR WITH SIMPLE, RELIABLE DRIVE.

**Technical Data** ● Main Rotor Diameter/1170mm(45.7in) ● Tail Rotor Diameter/210mm(8.3in) ● Overall Length/1010mm(39.8in) ● Width/120mm(4.7in)  
● Height/345mm(13.6in) ● Weight (Ready to Fly)/2500g(5.5 lb) ● Speed Ratio (Engine/Main Rotor/Tail Rotor)/9.76:1:4.6 ● Engine/30DX: O.S. 28F-H; 30SE: O.S. 32F-H  
● Starting System/Cone(Direct) ● Radio Control Set (Not included)/Four-or Five-Channel(Gyro Recommended)



# SCALE BODIES for CONCEPT 30

## RADIO CONTROLLED 30 ENGINE POWERED HELICOPTERS

THESE SCALE VERSIONS OF THE CONCEPT 30 ARE VERY REALISTIC MINIATURES OF THREE FAMOUS FULL-SIZE MACHINES. ALL ARE BASED ON THE SE VERSION OF THE CONCEPT 30 (WITH ALL STANDARD OPTIONS), AND ARE SUPPLIED WITHOUT ENGINE TO ALLOW FULL CHOICE. BODIES ARE SUPPLIED IN THE BASE COLOR.

### SCALE BODY SET

No.H-3213 JET RANGER  
No.H-3208 HUGHES 300  
No.H-3214 HUGHES 500

CONCEPT 30 JET RANGER KIT No.4095



CONCEPT 30 HUGHES 500 KIT No.4096



CONCEPT 30 HUGHES 300 KIT No.4082



**Technical Data** ● Overall Length/1020mm(40.2in) ● Fuselage Width/160mm(6.3in) ● Main Rotor Diameter/1120mm(44.3in) ● Tail Rotor Diameter/210mm(8.3in)  
● Weight/2700g(5.9 lb) ● Speed Ratio (Eng; Main Rotor, Tail Rotor)/9.76:1:4.6 ● Tail Drive/Shaft ● Engine (Not included)/.28-.32 Helicopter Engine  
● Starting System/Cone (Direct) ● Radio Control Set (Not included)/Four-or Five-Channel (Gyro Recommended)



# FAIRWIND

## RADIO CONTROLLED YACHT

No.3421



**Technical Data** ●Length/900mm(35.4in) ●Width/225mm(8.9in)  
●Height/1560mm(61.4in) ●Total Weight/3600-4200g(127-148oz)  
●Radio/Two-Channel(Not included)

# RIVIERA

## RADIO CONTROLLED YACHT

### Technical Data

- Length/500mm(19.7in)
- Width/153mm(6.0in)
- Height/970mm(38.2in)
- Total Weight/1000g(35.2oz)
- Radio/Two-Channel(Not included)

No.2252



No.9071



# OCEAN 500

## 1:38 SCALE RADIO CONTROLLED AMERICA'S CUP STYLE RACE YACHT 12 METRE CLASS SAIL BOAT

FOR JAPANESE MARKET ONLY



# JET STREAM 800

## ELECTRIC POWERED SPEEDBOAT



- Technical Data**
- Length/880mm(34.6in)
  - Beam/205mm(8.1in)
  - Weight(Ready to run)/1850g(65.4oz)
  - Drive Unit/Inboard-Outdrive(Included)
  - Motor/LeMans 360ST(Included)
  - Propeller/42 × 60mm(Included)
  - Reduction Gear Ratio/1.5:1
  - Battery/7.2V-1200mAh, 7.2V-1700mAh or 8.4V-1200mAh NiCd
  - Radio Control Set/Two-Channel(Not included)

# CASABLANCA

## ELECTRIC POWERED OUT-BOARD SPEEDBOAT



- Technical Data**
- Length/630mm(24.8in)
  - Width/290mm(11.4in)
  - Height/115mm(4.5in)
  - Total Weight/1450g(51.1oz)
  - Motor/JACKSON 380 OUTBOARD UNIT × 2(Included)
  - Battery/7.2V-1200mAh(Not included)
  - Radio/2-Channel(Not included)



# TOM'S RIVER

## ELECTRIC POWERED AIRBOAT

- Technical Data**
- Length/485mm(19.1in)
  - Width/230mm(9.1in)
  - Height/235mm(9.3in)
  - Total Weight/1400g(49.3oz)
  - Motor/LeMans Stock 05R(Included)
  - Battery/7.2V-1200mAh(Not included)
  - Radio/2-Channel(Not included)



- 380 JACKSON  
OUT-BOARD MOTOR No.2265
- 540 JACKSON  
OUT-BOARD MOTOR No.2266



# RADIOS

## DIGITAL PROPORTIONAL RADIO CONTROL SYSTEM



### IMPULSE II

- ① SYSTEM No.2545 THE "STANDARD" SET
- ② SYSTEM No.2548 FOR AIRCRAFT
- ③ SYSTEM No.2546 FOR MINI SIZE CARS
- ④ SYSTEM No.2547 FOR MOTORCYCLES

### PULSAR EXP-2001 & PULSAR PRO-2000

- ① No.2555 EXP 2001 THE "STANDARD" SET
- ② No.2556 PRO 2000 THE "STANDARD" SET
- ③ No.2557 PRO 2000 FOR MINI SIZE CARS
- ④ No.2558 PRO 2000 FOR MOTORCYCLES

## ELECTRONIC SPEED CONTROLLERS AND ACCESSORIES


### RECEIVER/CONTROLLER/SERVO UNIT

No.2566 FOR MINISIZE CAR  
No.2567 FOR MOTORCYCLE



### AUTO CUTOFF RELAY WITH ON-OFF MOTOR CONTROLLER

No.1811: FUTABA "J" CONNECTORS  
No.1812: FUTABA "G" CONNECTORS  
No.1813: AIRTRONICS CONNECTORS




### SUPER-SPEED 1000 ELECTRONIC SPEED CONTROLLER

No.2593KY: KYOSHO CONNECTOR  
No.2593FG: FUTABA "G" CONNECTOR  
No.2593FJ: FUTABA "J" CONNECTOR  
No.2593KO: KO CONNECTOR  
No.2593SW: SANWA CONNECTOR



### SUPER-SPEED 500 ELECTRONIC SPEED CONTROLLER No.2592





# BATTERIES

## SUPER NiCd FAST-CHARGE BATTERIES

HIGH-QUALITY, HIGH-CAPACITY NICKEL CADMIUM BATTERIES FOR A VARIETY OF MODEL APPLICATIONS. ALL CAN BE QUICK CHARGED USING THE APPROPRIATE KYOSHO CHARGER AND A 12V CAR BATTERY. CAN TYPICALLY BE RECHARGED OVER 300 TIMES IF NOT OVERCHARGED OR OVERHEATED.



■ 7.2V POWER BATTERY (7.2V-1200mAh) No.2306



■ AP 7.2V-600mAh NiCd BATTERY No.2314



■ 7.2V-270mAh NiCd BATTERY No.2312



■ 7.2V-1700mAh SPEED SCE BATTERY No.2330E



■ 8.4V POWER BATTERY (8.4V-1200mAh) No.2307



■ 7.2V SPRINT BATTERY (7.2V-1200mAh) No.2310



■ 7.2V-1200mAh SPRINT SCR SADDLE PACK NiCd BATTERY No.2331



■ 8.4V TURBO RACING BATTERY (8.4V-1200mAh) No.1932



■ 7.2V RACING BATTERY (7.2V-1200mAh) No.2218

■ 7.2V-1700mAh SCE SADDLE PACK NiCd BATTERY No.2320



■ 6V-450mAh NiCd BATTERY No.2205



# BATTERY CHARGERS DC/AC

## FOR ELECTRIC POWERED MODELS

THESE CHARGERS ARE ALL DESIGNED TO RECHARGE QUICK-CHARGE NiCd BATTERY PACKS IN 15 MINUTES (FULLY DISCHARGED PACK; LESS IF PARTIALLY CHARGED) USING A STANDARD 12V CAR BATTERY AS POWER SOURCE. ALL USE A RELIABLE TIMER TO SHUT OFF CHARGING CURRENT AFTER THE REQUIRED TIME. SUPPLIED CONNECTORS ARE FOR KYOSHO NiCd BATTERY PACKS. BUT ANY FAST-CHARGE NiCd PACK CAN BE RECHARGED USING A SUITABLE CONNECTOR. THREE CHARGERS ARE FOR SPECIFIC TYPES OF NiCd PACKS (VOLTAGE AND CAPACITY)



■ AC QUICK CHARGER  
(7.2V-270mAh)  
No.2342



■ AC QUICK CHARGER  
(7.2V-1200mAh)  
No.2232



■ AC QUICK CHARGER  
(8.4V-1200mAh)  
No.1931



■ 12V BATTERY ADAPTOR  
No.2193



■ DC QUICK CHARGER  
(6V-450mAh)  
No.2365



■ DC QUICK CHARGER  
(7.2V-270mAh)  
No.2332



■ DC POWER QUICK CHARGER  
(7.2V-1200mAh)  
No.2326




■ DC POWER QUICK CHARGER  
(8.4V-1200mAh)  
No.2327



## MULTI-CHARGER II

RECHARGES ANY 4.8-8.4V-250-1800mAh NiCd BATTERY FOR SELECTABLE TIME PERIOD. USES 12V CAR BATTERY.



No.1849

## DELTA PEAK CHARGER

RECHARGES ANY 4.8-8.4V/100-4000mAh NiCd BATTERY TO 100% CHARGE (20 MINUTES OR LESS). THEN SHUTS OFF AUTOMATICALLY. USES 12V CAR BATTERY.



No.1845

## MOTOR CHECKER

FOR SETTING TIMING ANGLE OF COMMUTATOR BRUSHES FOR MAXIMUM POWER, AND OTHER CHECKS. USES 7.2V NiCd BATTERY.



No.1896

## MOTOR BREAK-IN MACHINE

FOR RUNNING MOTORS SLOWLY TO MATCH BRUSHES TO COMMUTATOR CURVE. USES 7.2-12V DC SOURCE.



No.1836



# OPTION HOUSE & SPECIAL PARTS


## SPECIAL PARTS FOR RADIO CONTROLLED MODELS



①



②




③

④




⑤




⑥




⑦



⑧



⑨



⑩

- ① NARROW WHEEL (YELLOW)  
No.W-5024
- ② LARGE DIAMETER WHEEL (YELLOW)  
No.W-5023
- ③ SPECIAL PINION  
No.W-0111
- ④ SPECIAL COUNTER GEAR  
No.W-0110
- ⑤ BALL DIFFERENTIAL  
(FRONT)(FOR OPTIMA MID SERIES)  
No.W-0107
- ⑥ ADJUSTABLE ONE-WAY CLUTCH  
(FOR OPTIMA MID SERIES)  
No.W-0106
- ⑦ UNIVERSAL-JOINTED SWING SHAFT  
No.W-5061 No.W-5062
- ⑧ ADJUSTABLE SHOCK (×2)  
No.W-5003(S) No.W-5004(L)
- ⑨ QUICK ADJUST LINKAGE SET  
No.W-5005
- ⑩ ROTARY SPEED CONTROLLER  
No.1815



# MOTORS

## HIGH-PERFORMANCE MOTORS FOR ELECTRIC MODELS

ALL KYOSHO LeMANS AND SPA MOTORS ARE CUSTOM-DESIGNED FOR HIGH POWER OUTPUT AND RELIABLE SERVICE, REGARDLESS OF THE PRICE RANGE. FOUR STAFF MEMBERS WORK FULL-TIME DEVELOPING AND IMPROVING MOTOR DESIGNS, AND ALL MOTORS (AND PARTS USED IN THEM, EXCEPT BEARINGS) ARE PRODUCED IN KYOSHO'S OWN FACTORY IN LIMITED NUMBERS, SO THEY RECEIVE INDIVIDUAL ATTENTION (SEMI-HANDMADE).



LeMANS SPEED 240T  
No.1986



LeMANS SPEED 480T  
No.1988



SPA-240WS  
No.W-1011



SPA-480WT  
No.W-1012



LeMANS AP36  
No.1962

### RECOMMENDED LeMANS MOTORS/SPA MOTORS

NAME	MOTOR	LeMans											SPA			
		480GOLD	480S	480T	360GOLD	360PT	360ST	240SB	240S	600E	SPORTS +240S	SPEED 240T	SPEED 480T	AP36	240WS	480WT
BUGGIES	BIG BRUTE	○	○	○	⊙	⊙	⊙	△	△	⊙	△	△	△	△	△	○
	RAIDER 2WD	○	○	○	⊙	⊙	⊙	⊙	⊙	○	⊙	⊙	○	△	⊙	○
	MAXXUM FF	○	○	○	⊙	⊙	⊙	⊙	⊙	○	⊙	⊙	○	△	△	○
	ULTIMA PRO	○	○	○	⊙	⊙	⊙	⊙	⊙	○	⊙	⊙	○	△	△	○
	ULTIMA	○	○	○	⊙	⊙	⊙	⊙	⊙	○	⊙	⊙	○	△	△	○
	SHADOW 4WD	○	○	○	⊙	⊙	⊙	○	○	○	○	△	○	△	△	○
	ROCKY 4WD	○	○	○	⊙	⊙	⊙	⊙	⊙	○	⊙	⊙	○	△	⊙	○
	OPTIMA MID CUSTOM	○	○	○	⊙	⊙	⊙	⊙	○	⊙	⊙	○	△	△	⊙	○
	TURBO OPTIMA MID	○	○	○	⊙	⊙	⊙	⊙	○	○	⊙	⊙	○	△	⊙	○
TURBO ROCKY	○	○	○	⊙	⊙	⊙	⊙	○	○	⊙	⊙	○	△	⊙	○	
RACING CARS	HONDA CR-X	○	○	○	×	×	×	△	△	⊙	△	△	○	△	△	○
	PEUGEOT 205	○	○	○	×	×	×	△	△	⊙	△	△	○	△	△	○
	PLAZMA MKIII	⊙	⊙	⊙	×	×	×	△	△	○	△	△	⊙	△	△	⊙
	AXIS EX	⊙	○	⊙	×	×	×	△	△	○	△	△	⊙	△	△	⊙
AIRPLANES	FLASH EP	○	○	○	△	△	△	⊙	⊙	△	⊙	⊙	⊙	⊙	⊙	○
	VALENCIA 1800	○	○	○	×	×	×	⊙	⊙	△	⊙	⊙	⊙	⊙	⊙	○
	ETUDE 1200	○	○	○	⊙	⊙	⊙	⊙	⊙	△	⊙	⊙	⊙	⊙	⊙	○
	DUET 1200	○	○	○	⊙	⊙	⊙	⊙	⊙	△	⊙	⊙	⊙	⊙	⊙	○
	P-51D MUSTANG M36	○	○	○	△	△	△	⊙	⊙	△	⊙	⊙	⊙	⊙	⊙	○
ZERO FIGHTER M36	○	○	○	△	△	△	⊙	⊙	△	⊙	⊙	⊙	⊙	⊙	○	

#### MARKS:

⊙ = RECOMMENDED

○ = SUITABLE

△ = NOT RECOMMENDED

× = WILL NOT FIT



# TIRES

## FOR ELECTRIC POWERED BUGGIES



- ① LOW PROFILE TIRE, HIGH-GRIP TYPE No.W-5031
- ② LOW PROFILE TIRE, GENERAL PURPOSE TYPE No.W-5032
- ③ NARROW TIRE (PIN TYPE) No.W-5033
- ④ NARROW TIRE (FOR HARD SURFACES) No.W-5034
- ⑤ FRONT TIRE M-S (BLOCK PATTERN:SOFT COMPOUND) No.W-5071
- ⑥ FRONT TIRE M-H (BLOCK PATTERN:HARD COMPOUND) No.W-5072
- ⑦ FRONT TIRE S-S (PIN SPIKE:SOFT COMPOUND) No.W-5073
- ⑧ FRONT TIRE S-H (PIN SPIKE:HARD COMPOUND) No.W-5074
- ⑨ NARROW TIRE SS-M (LOW-HEIGHT, PIN SPIKE) No.W-5075
- ⑩ NARROW TIRE MH-M (MULTI PURPOSE SPIKE) No.W-5076
- ⑪ LOW-PROFILE TIRE SS-M (LOW HEIGHT PIN SPIKE) No.W-5077
- ⑫ LOW-PROFILE TIRE MH-M (MULTI PURPOSE SPIKE) No.W-5078
- ⑬ LOW PROFILE TIRE (PIN TYPE) No.OT-66



# RC TOOLS & ACCESSORIES



K&B FUELS

FOR JAPANESE MARKET ONLY  
MICRON LINE TYPE



RACING FUELS

FOR JAPANESE MARKET ONLY



K&B STARTER PACK  
No.6401

FOR JAPANESE MARKET ONLY



K&B HANDY FUELS  
No.6411

FOR JAPANESE MARKET ONLY



POLYCA COLOR

No.2230



No.1841 No.1842 No.1843



HANDY IRON No.1826

FOR JAPANESE MARKET ONLY



TEFLON HOBBY OIL, FRONTIER

No.1883



HOBBY SHEARS AND SANDER  
No.1829



LOW-VOLTAGE SOLDERING IRON  
No.1825



SILICONE OIL

No.1953(S) No.1954(M)  
No.1955(H)



OIL SPRAY  
No.1945



BLITZ STARTER

No.1791



POWER DIVIDER

No.1835



EXCELCOTE  
No.1688



# KYOSHO ORIGINALS

R/C CHAIR BAG (M)



No.4114

R/C BAG




No.4125

PARTS BOX (S)(M)



No.4137 No.4138

TOOL BOX



No.4139

RACING NUMBERED BIBS



No.4145 No.4146B

PEN STAND



No.4171

LeMANS KEY HOLDER



No.4136

WAIST POUCH



No.4087KY

KYOSHO ORIGINAL CAP



No.4108

KYOSHO ORIGINAL T-SHIRT



No.4111

KYOSHO FLAG SET



No.4106

"KYOSHO" LOGO-TYPED BANNER



No.4105

"KYOSHO" LOGO-TYPED STICKERS



No.4100(S)·4101(M)·4102(L)

BANNERET



No.4140

RACING NUMBERS FOR CARS



No.4144



# POPCRAFT

FUN TO BUILD! DECORATIVE AND CUTE, WITH A HIGH-TECH FLAVOR! THE ELECTRO-GUARD TIKI SITS ON YOUR SHELF AND DESK, AND WARNS YOU WHEN SOMEONE IS COMING. THERE'S NO TAPE RECORDER OR OTHER MECHANICAL COMPLEXITY, JUST THE MODERN MIRACLE INTEGRATED CIRCUIT THE VOICE SYNTHESIZER. TIKI BRINGS THIS HIGH TECHNOLOGY TO A FUN APPLICATION! THE ELECTRO-LIGHTS ARE SOUND SENSITIVE. JUST SPEAK OR CLAP YOUR HANDS, AND THE LIGHT GOES ON OR OFF. HANDY FOR FINDING YOUR WAY AROUND A DARK ROOM! RACY HELMET HEL-LIGHT AND GENTLE LADY BUG.



ELECTRO-GUARD  
TIKI



ELECTRO-LIGHT  
HEL-LIGHT



ELECTRO-LIGHT  
LADY BUG



KYOSHO CATALOG



KYOSHO CIRCUIT



ATSUGI OPERATION CENTER



KYOSHO CORPORATION

